

Major JR lines, stations, and airports throughout Japan

Shinkansen "bullet trains"



San'yo Shinkansen "HIKARI Rail Star"



Nagano Shinkansen "ASAMA"



Yamagata Shinkansen "TSUBASA"



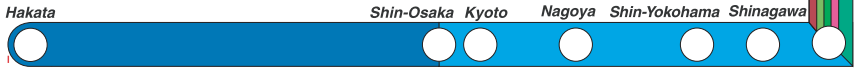
Akita Shinkansen "KOMACHI"



Tohoku Shinkansen "HAYATE"



Tohoku & Joetsu Shinkansen "Max"



San'yo Shinkansen (623.3 km)
Train Names: NOZOMI, HIKARI (incl. HIKARI Rail Star), KODAMA

Tokaido Shinkansen (552.6 km)
Train Names: NOZOMI, HIKARI, KODAMA (Tokyo thru Hakata, 1,175.9km)



Kyusyu Shinkansen "TSUBAME"

Shin-Yatsushiro
Kyusyu Shinkansen (126.0 km / Starting 13 March 2004)
Train Name: TSUBAME

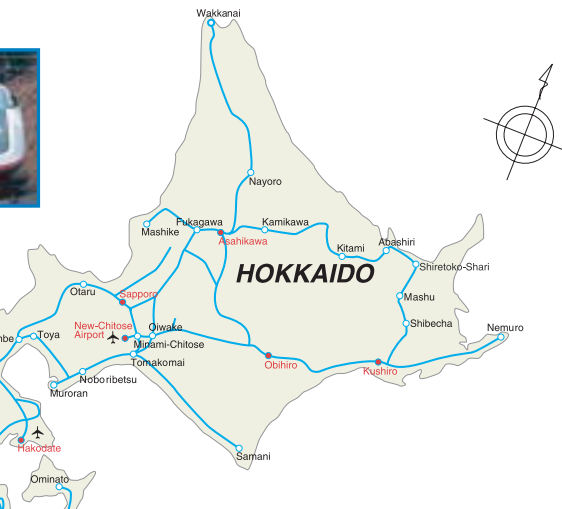
Kagoshima-chūō



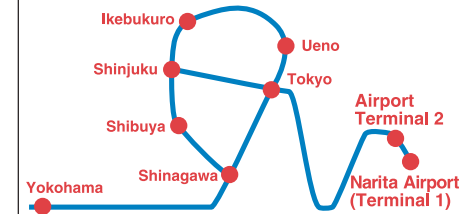
Note:
The JAPAN RAIL PASS is not valid for any seats, reserved or nonreserved, on "NOZOMI" trains on the Tokaido and San'yo Shinkansen lines.

The following are non-JR lines (and sections), indicated as *1-*9 in the map, that may be traveled on (though the JAPAN RAIL PASS is not valid for them) by JR-line express and limited express trains: *1 Hokuetsu Kyuko (Muikamachi-Saigata); *2 Izu Kyuko(Ito-Izukyuo Shimoda); *3 Noto Railway (Wakura Onsen-Wajima/Takojima); *4 Ise Railway (Kawarada-Tsu); *5 Kitakinki Tango Railway (Nishimaizuru-Toyooka); *6 Fukuichi-Yama-Miyazumi; *7 Tosa Kuroshio Railway (Kubokawa-Sukumo); *8 IGR Iwate Ginga Railway (Morioka-Metoki); *9 Aomori Railway (Metoki-Hachinohe)

• The stations in red in the map have JAPAN RAIL PASS exchange offices. (as of March, 2004)

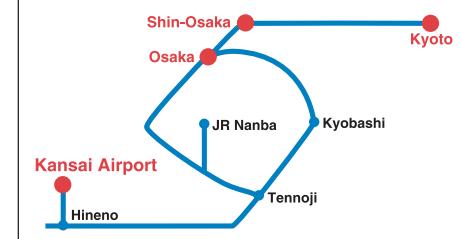


Stations in Tokyo area that have JAPAN RAIL PASS exchange offices (as of March, 2004)



Narita Airport-Tokyo
About 60 min. by JR's limited express "Narita Express"
About 90 min. by JR's rapid train "Airport Narita"
About 80 min. by limousine bus

Stations in Kansai area that have JAPAN RAIL PASS exchange offices



Kansai Airport - Shin/Osaka/Osaka/Kyoto
45 min. (shortest) to Shin/Osaka, 72 min. (shortest) to Kyoto by JR's limited express "Kansai Airport Express Haruka"
About 60 min. to Osaka by Kansai Airport Special Rapid Service



HONSHU